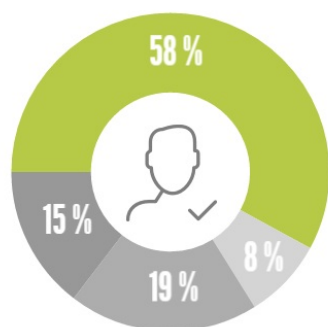


FACTS & FIGURES

enas



USERS ORIGINE

Where do the HEI sport users come from?

Own HEI
Other HEI
Other paying users
Unregistered use



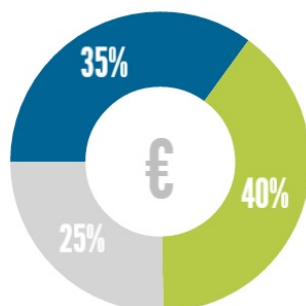
PARTICIPATION

Average student sport participation rate

HEI SPORTS REVENUE ORIGINE

Who is paying for sport in the HEI?

Students Institution Other



237 445 631 EUROS

TOTAL COMBINED HEI SPORTS REVENUE



FACILITIES

Category	Value	Description
IN TOTAL #	2782	Spinning bikes
	112	Climbing walls
	360	Squash courts
	446	Artificial surface tennis courts
	172	Artificial surface grass pitches
	23	Swimming pools
IN SQ. M	85 474	EQUIPPED FITNESS AREA
	396 400	OTHER INDOOR FACILITIES
	19 218	SWIMMING POOL
	1 208 568	OUTDOOR FACILITIES



4 776 SPORTS STAFF

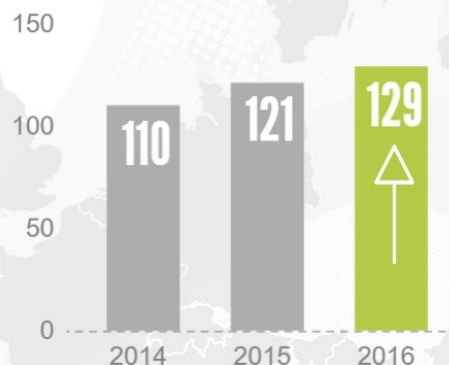
Number of sports staff employed within the ENAS network

1 Staff member
FOR EACH
530 Students

39 for each HEI

MEMBERS
ENAS Member Higher Education Institutions

121



COUNTRIES
Countries with ENAS presence

21

2 530 169 STUDENTS

72 500 HIGHEST #

20 910 AVERAGE #

450 LOWEST #

1 709 660 TOTAL SURFACE = 4 X LAND MASS OF ANDORRA

*All figures indicated here are an extrapolation of the values for 61 respondents towards the entire ENAS network. In collaboration with: